

This guide will help you create a DakStats WebTicker that will display scores and schedules for games around any Web-Sync league for the current day. You can hyperlink to WebTickers, or embed them into existing pages to provide live, interactive scoring content for anyone who visits your site.

## Using WebTickers on Your Own Site

A simple way to show a WebTicker on your local website is to create an iframe in the page. Set your preferred height and width for the <iframe> using the style attribute, and assign the WebTicker URL to the src attribute. Your iframe should resemble the following:

```
<iframe id="webTickerIFrame"
src="http://www.dakstats.com/WebSync/Pages/WebTicker/
WebTicker.aspx?assocID=10" style="height:229px;
width:201px" frameborder="No">
</iframe>
```

To include a link to the WebTicker instead, use the following code:

```
<a href=
"http://www.dakstats.com/WebSync/Pages/WebTicker/WebTi
cker.aspx?assocID=10"> DakStats WebTicker </a>
```

*Note:* The above codes can be copied and pasted directly into your page.

## Customizing WebTickers

### Associations

There must always be a value for the "assocID=" parameter in the WebTicker URL to specify the association you wish to view:

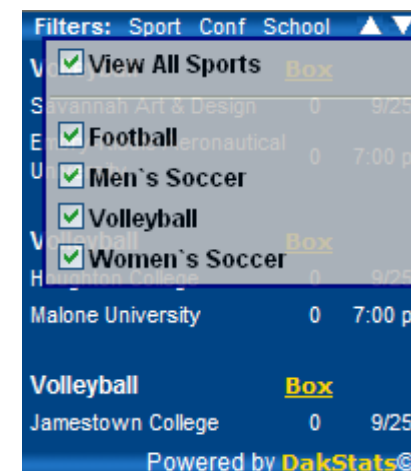
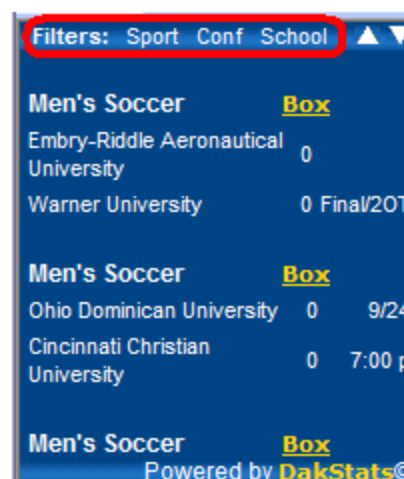
```
http://www.dakstats.com/WebSync/Pages/WebTicker/WebTicker
.aspx?assocID=10
```

*Note:* Without a valid association ID, the WebTicker WILL NOT display any games.

### Filter Controls

Filter controls are hidden by default. To add this control, enter "&filters=yes" into the WebTicker URL:

```
http://www.dakstats.com/WebSync/Pages/WebTicker/WebTicker.aspx?
assocID=10&filters=yes
```



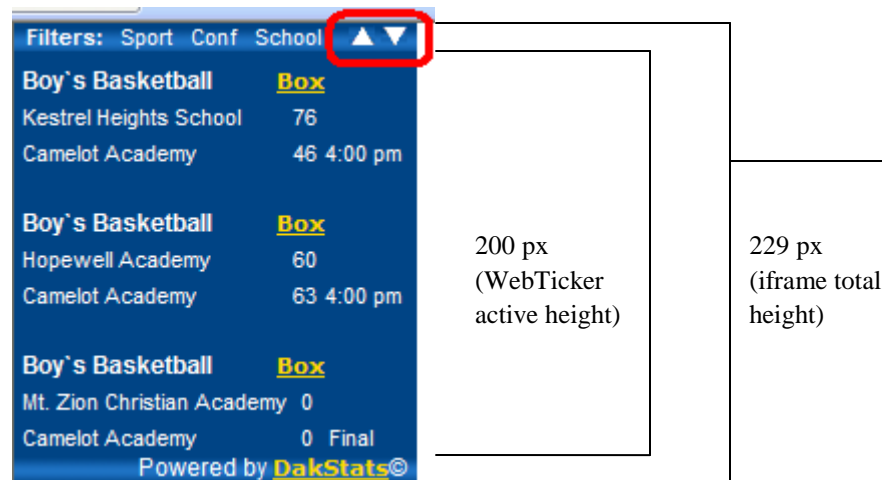
Placing your cursor over *Sport*, *Conf*, or *School* will allow you to select specific sports, conferences, and schools to view.

At least one sport, one conference, and one team must be selected for any games to be displayed. Select the sport(s) before the conference(s), and select the conference(s) before the school(s). If these conditions are not met, no games will appear.

## Speed Controls

Speed controls are hidden by default. To add this control, enter “&speedControls=yes” into the WebTicker URL:

<http://www.dakstats.com/WebSync/Pages/WebTicker/WebTicker.aspx?assocID=10&speedControls=yes>



Click the up and down buttons to increase or decrease the scrolling speed.

## Default Settings

### Dimensions

The default dimensions are 200 x 200 pixels. To change these dimensions, enter the “&height=” and “&width=” parameters into the WebTicker URL with the desired values:

<http://www.dakstats.com/WebSync/Pages/WebTicker/WebTicker.aspx?assocID=10&height=300&width=350>

*Note:* When using the default dimensions, the recommended size for an iframe is `style="height:229px; width:201px"` to accommodate the outside menus. For custom dimensions, be sure to add 29 extra pixels to the height and 1 extra pixel to the width.

### Speed

To specify a default scroll speed, enter the “&defaultSpeed=” parameter into the WebTicker URL with the desired speed value:

<http://www.dakstats.com/WebSync/Pages/WebTicker/WebTicker.aspx?assocID=10&defaultSpeed=2>

*Note:* The minimum speed is 0 (stopped) and the maximum speed is 5. The speed is set to 1 by default.

### Default Filters

By default the WebTicker will display every sport, conference, and school within the selected association. To always display specific filters, use the settings below.

#### Sports

To display only certain sports, enter the “&sports=” parameter to the WebTicker URL with the desired sport ID:

<http://www.dakstats.com/WebSync/Pages/WebTicker/WebTicker.aspx?assocID=10&sports=WSO~MFB~>

*Note:* Each sport ID needs to be followed by a tilde (~), including the last sport ID. Every sport ID must be entered in ALL CAPS as shown:

Sport	ID
Men’s Basketball	MBB~
Women’s Basketball	WBB~
Men’s Soccer	MSO~
Women’s Soccer	WSO~
Football	MFB~
Women’s Football	WFB~
Baseball	MBA~
Softball	WBA~
Men’s Volleyball	MVB~
Women’s Volleyball	WVB~

### Conferences

To display only certain conferences, enter the “&confs=” parameter to the WebTicker URL with the desired conference names:

<http://www.dakstats.com/WebSync/Pages/WebTicker/WebTicker.aspx?assocID=10&confs=California%20Pacific%20Conference~>

*Note:* Each conference name needs to be followed by a tilde (~), including the last conference. Also, any spaces in a conference name must be replaced with “%20”. All conference names must be entered according to their exact spelling and casing in Web-Sync.

### Schools

To display only certain schools, enter the “&schools=” parameter to the WebTicker URL with the desired school names:

<http://www.dakstats.com/WebSync/Pages/WebTicker/WebTicker.aspx?assocID=10&schools=Auburn%20University%20Montgomery~>

*Note:* Each school needs to be followed by a tilde (~), including the last school. Also, each space within a school name must be replaced with the URL standard “%20”. All school names must be entered according to their exact spelling and upper/lower cases in Web-Sync.

### Putting it all together

The following example shows how you would compose a WebTicker URL to display every Men’s Basketball and Baseball game in the Yellowstone Trail Conference played by Eureka and Bowdle. This URL will also enable the filter and speed controls, as well as set the default scroll speed to 3 and the dimensions to 300 x 350. Note that this is all one string with no spaces.

<http://www.dakstats.com/WebSync/Pages/WebTicker/WebTicker.aspx?assocID=10&speedControls=yes&filters=yes&defaultSpeed=3&height=300&width=350&sports=MBB~MBA~&confs=Yellowstone%20Trail%20Conference~&schools=Eureka~Bowdle~>